

STATEMENT OF APPROPRIATIONS, ALLOTMENTS, OBLIGATIONS, DISBURSEMENTS AND BALANCES
As at the Quarter Ending June 30, 2024

Department : Department of Agriculture (DA)
 Agency/Entity : Philippine Carabao Center
 Operating Unit : < not applicable >
 Organization Code (UACS) : 05 010 0000000
 Fund Cluster : 01 - Regular Agency Fund
 (e.g. UACS Fund Cluster: 01-Regular Agency Fund, 02-Foreign Assisted Projects Fund, 03-Special Account-Locally Funded/Domestic Grants Fund, and 04-Special Account-Foreign Assisted/Foreign Grants Fund)

	Current Year Appropriations
	Supplemental Appropriations
X	Continuing Appropriations

Particulars	UACS CODE	Appropriations			Allotments					Current Year Obligations					Current Year Disbursements					Balances				
		Autho- rized Amount	Adjust- ments (Transfe- r)	Adjus- ted Appro- priat- ions (3-4 5)	Allotments		Adjust- ments (Redu- ctions)	Trans- fer To	Trans- fer From	Adjusted Allotments	1st Quarter Ending March 31	2nd Quarter Ending June 30	3rd Quart- er Endin-	4th Quart- er Endin-	Total	1st Quarter Ending March 31	2nd Quarter Ending June 30	3rd Quart- er Endin-	4th Quart- er Endin-	Total	Unused Funds		Unpaid Obligations (16-21)=(24+25)	
					SAR	Unobligated															11=(8+7+4+3)-9+10	12	13	14
Unobligated Allotment		0.00	0.00	0.00	0.00	31,588,167.25	0.00	0.00	0.00	31,588,167.25	3,018,749.01	5,289,664.54	0.00	0.00	8,308,413.55	557,651.93	1,589,573.19	0.00	0.00	2,147,225.12	0.00	23,279,753.70	0.00	6,161,188.43
I. Agency Specific Budget		0.00	0.00	0.00	0.00	31,588,167.25	0.00	0.00	0.00	31,588,167.25	3,018,749.01	5,289,664.54	0.00	0.00	8,308,413.55	557,651.93	1,589,573.19	0.00	0.00	2,147,225.12	0.00	23,279,753.70	0.00	6,161,188.43
General Administration and Support	1000000000000000	0.00	0.00	0.00	0.00	116,029.00	0.00	0.00	0.00	116,029.00	108,183.56	0.00	0.00	108,183.56	35,713.56	72,270.00	0.00	0.00	107,983.56	0.00	7,845.44	0.00	200.00	
General Management and Supervision	100000100001000	0.00	0.00	0.00	0.00	116,029.00	0.00	0.00	0.00	116,029.00	108,183.56	0.00	0.00	108,183.56	35,713.56	72,270.00	0.00	0.00	107,983.56	0.00	7,845.44	0.00	200.00	
MOOE		0.00	0.00	0.00	0.00	116,029.00	0.00	0.00	0.00	116,029.00	108,183.56	0.00	0.00	108,183.56	35,713.56	72,270.00	0.00	0.00	107,983.56	0.00	7,845.44	0.00	200.00	
Sub-Total, General Administration and Support		0.00	0.00	0.00	0.00	116,029.00	0.00	0.00	0.00	116,029.00	108,183.56	0.00	0.00	108,183.56	35,713.56	72,270.00	0.00	0.00	107,983.56	0.00	7,845.44	0.00	200.00	
PS		0.00	0.00	0.00	0.00	0.00	0.00	0.00	0.00	0.00	0.00	0.00	0.00	0.00	0.00	0.00	0.00	0.00	0.00	0.00	0.00	0.00	0.00	
MOOE		0.00	0.00	0.00	0.00	116,029.00	0.00	0.00	0.00	116,029.00	108,183.56	0.00	0.00	108,183.56	35,713.56	72,270.00	0.00	0.00	107,983.56	0.00	7,845.44	0.00	200.00	
FinEx (if Applicable)		0.00	0.00	0.00	0.00	0.00	0.00	0.00	0.00	0.00	0.00	0.00	0.00	0.00	0.00	0.00	0.00	0.00	0.00	0.00	0.00	0.00	0.00	
CO		0.00	0.00	0.00	0.00	0.00	0.00	0.00	0.00	0.00	0.00	0.00	0.00	0.00	0.00	0.00	0.00	0.00	0.00	0.00	0.00	0.00	0.00	
Operations	3000000000000000	0.00	0.00	0.00	0.00	31,472,138.25	0.00	0.00	0.00	31,472,138.25	2,910,565.45	5,289,664.54	0.00	0.00	8,200,229.99	521,938.37	1,517,303.19	0.00	0.00	2,039,241.56	0.00	23,271,908.26	0.00	6,160,988.43
CO : Carabao-based enterprises enhanced		0.00	0.00	0.00	0.00	31,472,138.25	0.00	0.00	0.00	31,472,138.25	2,910,565.45	5,289,664.54	0.00	0.00	8,200,229.99	521,938.37	1,517,303.19	0.00	0.00	2,039,241.56	0.00	23,271,908.26	0.00	6,160,988.43
NATIONAL CARABAO DEVELOPMENT PROGRAM		0.00	0.00	0.00	0.00	31,472,138.25	0.00	0.00	0.00	31,472,138.25	2,910,565.45	5,289,664.54	0.00	0.00	8,200,229.99	521,938.37	1,517,303.19	0.00	0.00	2,039,241.56	0.00	23,271,908.26	0.00	6,160,988.43
Formulation, Monitoring and Evaluation of Plans, Programs and Projects	310100100001000	0.00	0.00	0.00	0.00	270,826.12	0.00	0.00	0.00	270,826.12	78,673.53	117,400.00	0.00	0.00	196,073.53	78,111.03	98,362.50	0.00	0.00	176,473.53	0.00	7,452.59	0.00	19,600.00
MOOE		0.00	0.00	0.00	0.00	270,826.12	0.00	0.00	0.00	270,826.12	78,673.53	117,400.00	0.00	0.00	196,073.53	78,111.03	98,362.50	0.00	0.00	176,473.53	0.00	7,452.59	0.00	19,600.00
Intensification of the National Upgrading Program	310100100002000	0.00	0.00	0.00	0.00	100,000.00	0.00	0.00	0.00	100,000.00	73,229.00	0.00	0.00	73,229.00	15,249.00	57,980.00	0.00	0.00	73,229.00	0.00	26,771.00	0.00	0.00	
MOOE		0.00	0.00	0.00	0.00	100,000.00	0.00	0.00	0.00	100,000.00	73,229.00	0.00	0.00	73,229.00	15,249.00	57,980.00	0.00	0.00	73,229.00	0.00	26,771.00	0.00	0.00	
Carabao-Based Enterprise Development	310100100003000	0.00	0.00	0.00	0.00	287,474.30	0.00	0.00	0.00	287,474.30	0.00	0.00	0.00	0.00	0.00	0.00	0.00	0.00	0.00	0.00	287,474.30	0.00	0.00	
MOOE		0.00	0.00	0.00	0.00	287,474.30	0.00	0.00	0.00	287,474.30	0.00	0.00	0.00	0.00	0.00	0.00	0.00	0.00	0.00	0.00	287,474.30	0.00	0.00	
Knowledge Management and Support Services	310100100004000	0.00	0.00	0.00	0.00	12,818.03	0.00	0.00	0.00	12,818.03	0.00	9,703.16	0.00	0.00	9,703.16	0.00	9,703.16	0.00	0.00	9,703.16	0.00	3,114.87	0.00	0.00
MOOE		0.00	0.00	0.00	0.00	12,818.03	0.00	0.00	0.00	12,818.03	0.00	9,703.16	0.00	0.00	9,703.16	0.00	9,703.16	0.00	0.00	9,703.16	0.00	3,114.87	0.00	0.00
Research and Development	310100100005000	0.00	0.00	0.00	0.00	2,026,837.35	0.00	0.00	0.00	2,026,837.35	110,172.62	4,700.00	0.00	0.00	114,872.62	104,294.62	4,510.00	0.00	0.00	108,804.62	0.00	1,911,964.73	0.00	6,068.00
MOOE		0.00	0.00	0.00	0.00	2,026,837.35	0.00	0.00	0.00	2,026,837.35	110,172.62	4,700.00	0.00	0.00	114,872.62	104,294.62	4,510.00	0.00	0.00	108,804.62	0.00	1,911,964.73	0.00	6,068.00
Locally-Funded Project(s)		0.00	0.00	0.00	0.00	18,703,487.48	0.00	0.00	0.00	18,703,487.48	1,018,500.00	4,305,108.10	0.00	0.00	5,323,608.10	108,500.00	500,989.28	0.00	0.00	609,489.28	0.00	13,379,879.38	0.00	4,714,118.82
Herd Build-up of Genetically-Improved Dairy Buffalos of the Philippine Carabao Center	310100200007000	0.00	0.00	0.00	0.00	18,703,487.48	0.00	0.00	0.00	18,703,487.48	1,018,500.00	4,305,108.10	0.00	0.00	5,323,608.10	108,500.00	500,989.28	0.00	0.00	609,489.28	0.00	13,379,879.38	0.00	4,714,118.82
MOOE		0.00	0.00	0.00	0.00	9,268,717.76	0.00	0.00	0.00	9,268,717.76	1,018,500.00	1,816,392.00	0.00	0.00	2,834,892.00	108,500.00	500,989.28	0.00	0.00	609,489.28	0.00	6,433,825.76	0.00	2,225,402.72
CO		0.00	0.00	0.00	0.00	9,434,769.72	0.00	0.00	0.00	9,434,769.72	0.00	2,488,716.10	0.00	0.00	2,488,716.10	0.00	0.00	0.00	0.00	0.00	0.00	6,946,053.62	0.00	2,488,716.10
Foreign-Assisted Project(s)		0.00	0.00	0.00	0.00	10,070,694.97	0.00	0.00	0.00	10,070,694.97	1,629,990.30	852,753.28	0.00	0.00	2,482,743.58	215,783.72	845,758.25	0.00	0.00	1,061,541.97	0.00	7,587,951.39	0.00	1,421,201.61
Intensified Community-Based Dairy Enterprise Development (USPL-480)	310100300001000	0.00	0.00	0.00	0.00	10,070,694.97	0.00	0.00	0.00	10,070,694.97	1,629,990.30	852,753.28	0.00	0.00	2,482,743.58	215,783.72	845,758.25	0.00	0.00	1,061,541.97	0.00	7,587,951.39	0.00	1,421,201.61


This report was generated using the Unified Reporting System on July 18, 2024 9:26 AM; Status: SUBMITTED


STATEMENT OF APPROPRIATIONS, ALLOTMENTS, OBLIGATIONS, DISBURSEMENTS AND BALANCES
As at the Quarter Ending June 30, 2024


Department : Department of Agriculture (DA)
 Agency/Entity : Philippine Carabao Center
 Operating Unit : < not applicable >
 Organization Code (UACS) : 05 010 0000000
 Fund Cluster : 01 - Regular Agency Fund
 (e.g. UACS Fund Cluster: 01-Regular Agency Fund, 02-Foreign Assisted Projects Fund, 03-Special Account-Locally Funded/Domestic Grants Fund, and 04-Special Account-Foreign Assisted/Foreign Grants Fund)


	Current Year Appropriations
	Supplemental Appropriations
X	Continuing Appropriations

Particulars	UACS CODE	Appropriations				Allotments					Current Year Obligations					Current Year Disbursements					Balances					
		Authorized Appropriation	Adjustments (Transfer To/From)	Adjusted Appropriations	SAR O	Unobligated	Adjustments (Reductions, Modifications)	Transfer To	Transfer From	Adjusted Allotments	1st Quarter Ending March 31	2nd Quarter Ending June 30	3rd Quarter Ending	4th Quarter Ending	Total	1st Quarter Ending March 31	2nd Quarter Ending June 30	3rd Quarter Ending	4th Quarter Ending	Total	Unused Funds		Unpaid Obligations (16-21)=(24+25)			
																					Unreleased	Unobligated Allotments	Due and	Not Yet Due and Demandable		
MOOE		0.00	0.00	0.00	0.00	10,070,694.97	0.00	0.00	0.00	10,070,694.97	1,629,990.30	852,753.28	0.00	0.00	2,482,743.58	215,783.72	845,758.25	0.00	0.00	1,061,541.97	0.00	7,587,951.39	24	25	1,421,201.61	
Sub-Total, Operations		0.00	0.00	0.00	0.00	31,472,138.25	0.00	0.00	0.00	31,472,138.25	2,910,565.45	5,289,664.54	0.00	0.00	8,200,229.99	521,938.37	1,517,303.19	0.00	0.00	2,039,241.56	0.00	23,271,908.26	0.00	0.00	6,160,988.43	
PS		0.00	0.00	0.00	0.00	0.00	0.00	0.00	0.00	0.00	0.00	0.00	0.00	0.00	0.00	0.00	0.00	0.00	0.00	0.00	0.00	0.00	0.00	0.00	0.00	0.00
MOOE		0.00	0.00	0.00	0.00	22,037,368.53	0.00	0.00	0.00	22,037,368.53	2,910,565.45	2,800,948.44	0.00	0.00	5,711,513.89	521,938.37	1,517,303.19	0.00	0.00	2,039,241.56	0.00	16,325,854.64	0.00	0.00	3,672,272.33	
FinEx (if Applicable)		0.00	0.00	0.00	0.00	0.00	0.00	0.00	0.00	0.00	0.00	0.00	0.00	0.00	0.00	0.00	0.00	0.00	0.00	0.00	0.00	0.00	0.00	0.00	0.00	
CO		0.00	0.00	0.00	0.00	9,434,769.72	0.00	0.00	0.00	9,434,769.72	0.00	2,488,716.10	0.00	0.00	2,488,716.10	0.00	0.00	0.00	0.00	0.00	0.00	0.00	0.00	0.00	0.00	
Sub-Total, I. Agency Specific Budget		0.00	0.00	0.00	0.00	31,588,167.25	0.00	0.00	0.00	31,588,167.25	3,018,749.01	5,289,664.54	0.00	0.00	8,308,413.55	557,651.93	1,589,573.19	0.00	0.00	2,147,225.12	0.00	23,279,753.70	0.00	0.00	6,161,188.43	
PS		0.00	0.00	0.00	0.00	0.00	0.00	0.00	0.00	0.00	0.00	0.00	0.00	0.00	0.00	0.00	0.00	0.00	0.00	0.00	0.00	0.00	0.00	0.00	0.00	
MOOE		0.00	0.00	0.00	0.00	22,153,397.53	0.00	0.00	0.00	22,153,397.53	3,018,749.01	2,800,948.44	0.00	0.00	5,819,697.45	557,651.93	1,589,573.19	0.00	0.00	2,147,225.12	0.00	16,333,700.08	0.00	0.00	3,672,472.33	
FinEx (if Applicable)		0.00	0.00	0.00	0.00	0.00	0.00	0.00	0.00	0.00	0.00	0.00	0.00	0.00	0.00	0.00	0.00	0.00	0.00	0.00	0.00	0.00	0.00	0.00	0.00	
CO		0.00	0.00	0.00	0.00	9,434,769.72	0.00	0.00	0.00	9,434,769.72	0.00	2,488,716.10	0.00	0.00	2,488,716.10	0.00	0.00	0.00	0.00	0.00	0.00	0.00	0.00	0.00	0.00	
GRAND TOTAL		0.00	0.00	0.00	0.00	31,588,167.25	0.00	0.00	0.00	31,588,167.25	3,018,749.01	5,289,664.54	0.00	0.00	8,308,413.55	557,651.93	1,589,573.19	0.00	0.00	2,147,225.12	0.00	23,279,753.70	0.00	0.00	6,161,188.43	
PS		0.00	0.00	0.00	0.00	0.00	0.00	0.00	0.00	0.00	0.00	0.00	0.00	0.00	0.00	0.00	0.00	0.00	0.00	0.00	0.00	0.00	0.00	0.00	0.00	
MOOE		0.00	0.00	0.00	0.00	22,153,397.53	0.00	0.00	0.00	22,153,397.53	3,018,749.01	2,800,948.44	0.00	0.00	5,819,697.45	557,651.93	1,589,573.19	0.00	0.00	2,147,225.12	0.00	16,333,700.08	0.00	0.00	3,672,472.33	
FinEx (if Applicable)		0.00	0.00	0.00	0.00	0.00	0.00	0.00	0.00	0.00	0.00	0.00	0.00	0.00	0.00	0.00	0.00	0.00	0.00	0.00	0.00	0.00	0.00	0.00	0.00	
CO		0.00	0.00	0.00	0.00	9,434,769.72	0.00	0.00	0.00	9,434,769.72	0.00	2,488,716.10	0.00	0.00	2,488,716.10	0.00	0.00	0.00	0.00	0.00	0.00	0.00	0.00	0.00	0.00	
Recapitulation by OO:																										
Unobligated Allotment		0.00	0.00	0.00	0.00	31,472,138.25	0.00	0.00	0.00	31,472,138.25	2,910,565.45	5,289,664.54	0.00	0.00	8,200,229.99	521,938.37	1,517,303.19	0.00	0.00	2,039,241.56	0.00	23,271,908.26	0.00	0.00	6,160,988.43	
I. Agency Specific Budget		0.00	0.00	0.00	0.00	31,472,138.25	0.00	0.00	0.00	31,472,138.25	2,910,565.45	5,289,664.54	0.00	0.00	8,200,229.99	521,938.37	1,517,303.19	0.00	0.00	2,039,241.56	0.00	23,271,908.26	0.00	0.00	6,160,988.43	
NATIONAL CARABAO DEVELOPMENT PROGRAM		0.00	0.00	0.00	0.00	31,472,138.25	0.00	0.00	0.00	31,472,138.25	2,910,565.45	5,289,664.54	0.00	0.00	8,200,229.99	521,938.37	1,517,303.19	0.00	0.00	2,039,241.56	0.00	23,271,908.26	0.00	0.00	6,160,988.43	

Certified Correct:

JOSHUA G. VILLANUEVA
 Budget Officer
 Date: July 17, 2024 08:36 AM

Certified Correct:

CHERRY PEARL C. RIVERA
 Accountant III
 Date: July 17, 2024 08:36 AM

Recommending Approval By:

AIMEE T. FULGENCIO
 Chief, AFMD
 Date: July 17, 2024 08:40 AM

Approved By:

LIZA G. BATTAD
 Executive Director
 Date: July 17, 2024 08:40 AM