

MONTHLY REPORT OF DISBURSEMENTS
For the month of June 2024

Department : Department of Agriculture (DA)
 Agency/Entity : Philippine Carabao Center
 Operating Unit : < not applicable >
 Organization Code (UACS) : 05 010 0000900
 Fund Cluster : 01 - Regular Agency Fund
 (e.g. UACS Fund Cluster: 01-Regular Agency Fund, 02-Foreign Assisted Projects Fund, 03-Special Account-Locally Funded/Domestic Grants Fund, etc.)

Particulars	Current Year Budget					Prior Year's Budget											Current Year's Accounts Payable					SUB-TOTAL					Trust Liabilities					Grand Total					Remarks
	PS	MOOE	FinEx	CO	TOTAL	Prior Year's Accounts Payable					Current Year's Accounts Payable					TOTAL	SUB-TOTAL	Trust Liabilities				Grand Total															
						PS	MOOE	FinEx	CO	Sub-Total	PS	MOOE	FinEx	CO	Sub-Total			PS	MOOE	CO	TOTAL	PS	MOOE	FinEx	CO	TOTAL											
1	2	3	4	5	6=(2+3+4+5)	7	8	9	10	11=(7+8+9+10)	12	13	14	15	16=	17=(11+16)	18=(6+17)	19	20	21	22=(19+20+21)	23	24	25	26	27=(23+24+25+26)	28										
CASH DISBURSEMENTS	4,955,020.96	14,263,862.62	0.00	9,445,939.74	28,664,823.32	113,750.40	678,985.00	0.00	10,421,730.00	11,214,465.40	0.00	664,439.28	0.00	0.00	664,439.28	11,878,904.68	40,543,728.00	0.00	0.00	0.00	0.00	5,068,771.36	15,607,286.90	0.00	19,867,669.74	40,543,728.00											
Notice of Cash Allocation (NCA)	4,955,020.96	14,263,862.62	0.00	9,445,939.74	28,664,823.32	113,750.40	678,985.00	0.00	10,421,730.00	11,214,465.40	0.00	664,439.28	0.00	0.00	664,439.28	11,878,904.68	40,543,728.00	0.00	0.00	0.00	0.00	5,068,771.36	15,607,286.90	0.00	19,867,669.74	40,543,728.00											
MDS Checks Issued	0.00	3,762,518.68	0.00	0.00	3,762,518.68	0.00	19,667.81	0.00	0.00	19,667.81	0.00	58,800.00	0.00	0.00	58,800.00	78,467.81	3,840,986.49	0.00	0.00	0.00	0.00	0.00	3,840,986.49	0.00	0.00	3,840,986.49											
Advice to Debit Account	4,955,020.96	10,501,343.94	0.00	9,445,939.74	24,902,304.64	113,750.40	659,317.19	0.00	10,421,730.00	11,194,797.59	0.00	605,639.28	0.00	0.00	605,639.28	11,800,436.87	36,702,741.51	0.00	0.00	0.00	0.00	5,068,771.36	11,766,300.41	0.00	19,867,669.74	36,702,741.51											
Notice of Transfer Allocations (NTA)	0.00	0.00	0.00	0.00	0.00	0.00	0.00	0.00	0.00	0.00	0.00	0.00	0.00	0.00	0.00	0.00	0.00	0.00	0.00	0.00	0.00	0.00	0.00	0.00	0.00	0.00	0.00										
MDS Checks Issued	0.00	0.00	0.00	0.00	0.00	0.00	0.00	0.00	0.00	0.00	0.00	0.00	0.00	0.00	0.00	0.00	0.00	0.00	0.00	0.00	0.00	0.00	0.00	0.00	0.00	0.00	0.00										
Advice to Debit Account	0.00	0.00	0.00	0.00	0.00	0.00	0.00	0.00	0.00	0.00	0.00	0.00	0.00	0.00	0.00	0.00	0.00	0.00	0.00	0.00	0.00	0.00	0.00	0.00	0.00	0.00	0.00										
Working Fund for FAPs	0.00	0.00	0.00	0.00	0.00	0.00	0.00	0.00	0.00	0.00	0.00	0.00	0.00	0.00	0.00	0.00	0.00	0.00	0.00	0.00	0.00	0.00	0.00	0.00	0.00	0.00	0.00										
Cash Disbursement Ceiling (CDC)	0.00	0.00	0.00	0.00	0.00	0.00	0.00	0.00	0.00	0.00	0.00	0.00	0.00	0.00	0.00	0.00	0.00	0.00	0.00	0.00	0.00	0.00	0.00	0.00	0.00	0.00	0.00										
TOTAL CASH DISBURSEMENTS	4,955,020.96	14,263,862.62	0.00	9,445,939.74	28,664,823.32	113,750.40	678,985.00	0.00	10,421,730.00	11,214,465.40	0.00	664,439.28	0.00	0.00	664,439.28	11,878,904.68	40,543,728.00	0.00	0.00	0.00	0.00	5,068,771.36	15,607,286.90	0.00	19,867,669.74	40,543,728.00											
NON-CASH DISBURSEMENTS	401,791.97	274,728.50	0.00	57,533.05	734,053.52	0.00	1,034,732.68	0.00	273,923.57	1,308,656.25	0.00	0.00	0.00	0.00	0.00	1,308,656.25	2,042,709.77	0.00	0.00	0.00	0.00	401,791.97	1,309,461.18	0.00	331,456.62	2,042,709.77											
Tax Remittance Advances Issued (TRA)	395,901.81	266,846.58	0.00	0.00	662,748.39	0.00	1,025,514.28	0.00	240,428.57	1,265,942.85	0.00	0.00	0.00	0.00	0.00	1,265,942.85	1,928,691.24	0.00	0.00	0.00	0.00	395,901.81	1,292,360.86	0.00	240,428.57	1,928,691.24											
Non-Cash Availment Authority (NCAA)	0.00	0.00	0.00	0.00	0.00	0.00	0.00	0.00	0.00	0.00	0.00	0.00	0.00	0.00	0.00	0.00	0.00	0.00	0.00	0.00	0.00	0.00	0.00	0.00	0.00	0.00	0.00										
Disbursements effected through outright deductors from claims (please specify...)	5,890.16	7,881.92	0.00	57,533.05	71,305.13	0.00	9,218.40	0.00	33,495.00	42,713.40	0.00	0.00	0.00	0.00	0.00	42,713.40	114,018.53	0.00	0.00	0.00	0.00	5,890.16	17,100.32	0.00	91,028.05	114,018.53											
Overpayment of expenses(e.g. personnel benefits)	0.00	0.00	0.00	0.00	0.00	0.00	0.00	0.00	0.00	0.00	0.00	0.00	0.00	0.00	0.00	0.00	0.00	0.00	0.00	0.00	0.00	0.00	0.00	0.00	0.00	0.00	0.00										
Restitution for loss of government property	0.00	0.00	0.00	0.00	0.00	0.00	0.00	0.00	0.00	0.00	0.00	0.00	0.00	0.00	0.00	0.00	0.00	0.00	0.00	0.00	0.00	0.00	0.00	0.00	0.00	0.00	0.00										
Liquidated damages and similar claims	5,890.16	7,881.92	0.00	57,533.05	71,305.13	0.00	9,218.40	0.00	33,495.00	42,713.40	0.00	0.00	0.00	0.00	0.00	42,713.40	114,018.53	0.00	0.00	0.00	0.00	5,890.16	17,100.32	0.00	91,028.05	114,018.53											
Others(TEF, BTI-Documentary Stamp Tax, etc.)	0.00	0.00	0.00	0.00	0.00	0.00	0.00	0.00	0.00	0.00	0.00	0.00	0.00	0.00	0.00	0.00	0.00	0.00	0.00	0.00	0.00	0.00	0.00	0.00	0.00	0.00	0.00										
TOTAL NON-CASH DISBURSEMENTS	401,791.97	274,728.50	0.00	57,533.05	734,053.52	0.00	1,034,732.68	0.00	273,923.57	1,308,656.25	0.00	0.00	0.00	0.00	0.00	1,308,656.25	2,042,709.77	0.00	0.00	0.00	0.00	401,791.97	1,309,461.18	0.00	331,456.62	2,042,709.77											
GRAND TOTAL	5,356,812.93	14,538,591.12	0.00	9,503,472.79	29,398,876.84	113,750.40	1,713,717.68	0.00	10,695,653.57	12,523,121.65	0.00	664,439.28	0.00	0.00	664,439.28	13,187,560.93	42,586,437.77	0.00	0.00	0.00	0.00	5,470,563.33	16,916,748.08	0.00	20,199,126.36	42,586,437.77											

Handwritten signature

Handwritten signature

Handwritten signature

MONTHLY REPORT OF DISBURSEMENTS
For the month of June 2024


Department : Department of Agriculture (DA)
 Agency/Entity : Philippine Carabao Center
 Operating Unit : < not applicable >
 Organization Code (UACS) : 05 010 0000000
 Fund Cluster : 01 - Regular Agency Fund
 (e.g. UACS Fund Cluster: 01-Regular Agency Fund, 02-Foreign Assisted Projects Fund, 03-Special Account-Locally Funded/Domestic Grants Fund, etc.)

SUMMARY


Particulars (1)	Previous Report (2)	This Month (3)	As at Date (4)
Total Disbursement Authorities Received	452,607,235.12	42,472,419.24	495,079,654.36
NCA	446,539,003.00	40,543,728.00	487,082,731.00
NTA	0.00	0.00	0.00
Working Fund	0.00	0.00	0.00
TRA	6,068,232.12	1,928,691.24	7,996,923.36
CDC	0.00	0.00	0.00
NCAA	0.00	0.00	0.00
Less: Notice of Transfer of Allocations (NTA)* issued	0.00	0.00	0.00
Total Disbursement Authorities Available	452,607,235.12	42,472,419.24	495,079,654.36
Less:	0.00	0.00	0.00
Lapsed NCA	0.00	0.00	0.00
Disbursements	452,719,686.00	42,586,437.77	495,306,123.77
Less: Other Non-Cash Disbursements	112,450.88	114,018.53	226,469.41
Disbursements effected through outright deductions from claims	112,450.88	114,018.53	226,469.41
Overpayment of expenses (e.g. personnel benefits)	0.00	0.00	0.00
Restitution for loss of government property	0.00	0.00	0.00
Liquidated damages and similar claims	112,450.88	114,018.53	226,469.41
Others (e.g. TEF, BTr, Docs Stamp, etc.)	0.00	0.00	0.00
Add/Less: Adjustments (e.g. cancelled/staled checks)	0.00	0.00	0.00
Balance of Disbursement Authorities as at date	0.00	0.00	0.00
Total Disbursements Program	581,497,000.00	45,336,000.00	626,833,000.00
Less: *Actual Disbursements	452,719,686.00	42,586,437.77	495,306,123.77
(Over)/Under spending	128,777,314.00	2,749,562.23	131,526,876.23

Notes: * The use of NTA is discouraged
 Notes: ** Amounts should tally with the grand total disbursement (column 27).


Certified Correct:


CHERRY PEARL C. RIVERA
 Accountant III
 Date: July 10, 2024 05:15 PM

Recommending Approval:


AIMEE T. FULGENCIO
 Chief, AFMD
 Date: July 10, 2024 05:16 PM

Approved By:


LIZA G. BATTAD
 Executive Director III
 Date: July 10, 2024 05:21 PM