

SUMMARY OF APPROPRIATIONS, ALLOTMENTS, OBLIGATIONS, DISBURSEMENTS AND BALANCES BY OBJECT OF EXPENDITURES


As at the Quarter Ending December 31, 2024


Department : Department of Agriculture (DA)
 Agency/Entity : Philippine Carabao Center
 Operating Unit : < not applicable >
 Organization Code (UACS) : 05 010 000000
 Fund Cluster : 01 - Regular Agency Fund


	Current Year Appropriations
	Supplemental Appropriations
X	Continuing Appropriations


(e.g. UACS Fund Cluster: 01-Regular Agency Fund, 02-Foreign Assisted Projects Fund, 03-Special Account-Locally Funded/Domestic Grants Fund, and 04-Special Account-Foreign Assisted/Foreign Grants Fund)

Particulars	UACS CODE	Appropriations			Allotments						Obligations					Disbursements				Balances					
		Authorized Appropriations	Adjustments (Transfer To/From, Modification)	Adjusted Appropriations	Allotments		Adjustments (Reductions, Modifications/ Augmentations)	Transfer To	Transfer From	Adjusted Allotments	1st Quarter Ending March 31	2nd Quarter Ending June 30	3rd Quarter Ending September 30	4th Quarter Ending December 31	Total	1st Quarter Ending March 31	2nd Quarter Ending June 30	3rd Quarter Ending September 30	4th Quarter Ending December 31	Total	Unused Funds		Unpaid Obligations (16-21)=(24+25)		
					SARO	Unobligated															Unreleased	Unobligated Allotments	Due and Demandable	Not Yet Due and Demandable	
Repairs and Maintenance - Transportation	5021306000	0.00	0.00	0.00	0.00	0.00	4,949.00	0.00	0.00	4,949.00	4,949.00	0.00	0.00	0.00	4,949.00	4,949.00	0.00	0.00	0.00	0.00	4,949.00	0.00	0.00	0.00	0.00
Motor Vehicles	5021306001	0.00	0.00	0.00	0.00	0.00	4,949.00	0.00	0.00	4,949.00	4,949.00	0.00	0.00	0.00	4,949.00	4,949.00	0.00	0.00	0.00	0.00	4,949.00	0.00	0.00	0.00	0.00
Other Maintenance and Operating Expenses		0.00	0.00	0.00	0.00	10,231,163.66	(7,711,030.03)	0.00	0.00	2,520,133.63	1,364,329.27	(216,321.84)	112,877.72	796,418.28	2,057,303.43	11,106.27	823,272.44	135,760.72	352,106.78	1,322,246.21	0.00	462,830.20	339,050.00	396,007.22	
Advertising Expenses	5029801000	0.00	0.00	0.00	0.00	0.00	366,802.50	0.00	0.00	366,802.50	0.00	0.00	0.00	366,802.50	366,802.50	0.00	0.00	0.00	0.00	0.00	0.00	0.00	0.00	0.00	366,802.50
Printing and Publication Expenses	5029802000	0.00	0.00	0.00	0.00	0.00	373,650.00	0.00	0.00	373,650.00	168,075.00	17,175.00	0.00	188,400.00	373,650.00	0.00	0.00	0.00	185,250.00	185,250.00	0.00	0.00	188,400.00	0.00	
Representation Expenses	5029803000	0.00	0.00	0.00	0.00	138,583.17	195,242.55	0.00	0.00	333,825.72	93,948.00	41,800.00	78,165.72	119,912.00	333,825.72	9,000.00	122,580.00	5,100.00	24,057.00	160,737.00	0.00	0.00	150,650.00	22,438.72	
Transportation and Delivery Expenses	5029804000	0.00	0.00	0.00	0.00	0.00	370,000.00	0.00	0.00	370,000.00	190,000.00	90,000.00	0.00	90,000.00	370,000.00	0.00	190,000.00	90,000.00	90,000.00	370,000.00	0.00	0.00	0.00	0.00	
Subscription Expenses	5029807000	0.00	0.00	0.00	0.00	0.00	862,000.00	0.00	0.00	862,000.00	910,000.00	(375,000.00)	0.00	0.00	535,000.00	0.00	500,989.28	28,680.72	0.00	529,650.00	0.00	327,000.00	0.00	5,350.00	
ICT Software Subscription	5029807001	0.00	0.00	0.00	0.00	0.00	862,000.00	0.00	0.00	862,000.00	910,000.00	(375,000.00)	0.00	0.00	535,000.00	0.00	500,989.28	28,680.72	0.00	529,650.00	0.00	327,000.00	0.00	5,350.00	
Bank Transaction Fee	5029922000	0.00	0.00	0.00	0.00	0.00	2,306.27	0.00	0.00	2,306.27	2,306.27	0.00	0.00	0.00	2,306.27	2,106.27	0.00	0.00	0.00	2,106.27	0.00	0.00	0.00	200.00	
Other Maintenance and Operating Expenses	5029999000	0.00	0.00	0.00	0.00	10,092,580.49	(9,881,031.35)	0.00	0.00	211,549.14	0.00	9,703.16	34,712.00	31,303.78	75,718.94	0.00	9,703.16	12,000.00	52,799.78	74,502.94	0.00	135,830.20	0.00	1,216.00	
Capital Outlays		0.00	0.00	0.00	0.00	9,434,769.72	0.00	0.00	0.00	9,434,769.72	0.00	2,488,716.10	2,089,000.00	980,500.00	5,558,216.10	0.00	0.00	270,000.00	1,548,734.52	1,818,734.52	0.00	3,876,553.62	810,000.00	2,929,481.58	
Property, Plant and Equipment Outlay		0.00	0.00	0.00	0.00	9,434,769.72	0.00	0.00	0.00	9,434,769.72	0.00	2,488,716.10	2,089,000.00	980,500.00	5,558,216.10	0.00	0.00	270,000.00	1,548,734.52	1,818,734.52	0.00	3,876,553.62	810,000.00	2,929,481.58	
Buildings and Other Structures	5060404000	0.00	0.00	0.00	0.00	950,000.00	0.00	0.00	0.00	950,000.00	0.00	0.00	0.00	0.00	0.00	0.00	0.00	0.00	0.00	0.00	0.00	950,000.00	0.00	0.00	
Other Structures	5060404099	0.00	0.00	0.00	0.00	950,000.00	0.00	0.00	0.00	950,000.00	0.00	0.00	0.00	0.00	0.00	0.00	0.00	0.00	0.00	0.00	0.00	950,000.00	0.00	0.00	
Machinery and Equipment Outlay	5060405000	0.00	0.00	0.00	0.00	8,484,769.72	0.00	0.00	0.00	8,484,769.72	0.00	2,488,716.10	2,089,000.00	980,500.00	5,558,216.10	0.00	0.00	270,000.00	1,548,734.52	1,818,734.52	0.00	2,926,553.62	810,000.00	2,929,481.58	
Information and Communication Technology	5060405003	0.00	0.00	0.00	0.00	745,300.00	415,200.00	0.00	0.00	1,160,500.00	0.00	0.00	930,000.00	230,500.00	1,160,500.00	0.00	0.00	0.00	326,700.00	326,700.00	0.00	0.00	0.00	833,800.00	
Other Machinery and Equipment	5060405099	0.00	0.00	0.00	0.00	7,739,469.72	(415,200.00)	0.00	0.00	7,324,269.72	0.00	2,488,716.10	1,159,000.00	750,000.00	4,397,716.10	0.00	0.00	270,000.00	1,222,034.52	1,492,034.52	0.00	2,926,553.62	810,000.00	2,095,681.58	
GRAND TOTAL		0.00	0.00	0.00	0.00	31,588,167.25	0.00	0.00	0.00	31,588,167.25	3,018,749.01	5,289,664.54	4,760,999.11	10,774,979.39	23,843,992.05	557,651.93	1,589,573.19	3,843,691.62	7,648,862.56	13,639,779.30	0.00	7,744,175.20	3,460,135.74	6,744,077.01	

Certified Correct:

 JOSHUA G. VILLANUEVA
 Budget Officer
 Date: January 30, 2025 11:36 PM

Certified Correct:

 CHERRY PEARL C. RIVERA
 Accountant III
 Date: January 30, 2025 11:36 PM

Recommending Approval By:

 AIMEE T. FULGENCIO
 Chief, AFMD
 Date: January 30, 2025 11:44 PM

Approved By:

 LIZA G. BATTAD
 Executive Director
 Date: January 30, 2025 11:44 PM