


MONTHLY REPORT OF DISBURSEMENTS  
For the month of December 2024


Department : Department of Agriculture (DA)  
 Agency/Entity : Philippine Carabao Center  
 Operating Unit : < not applicable >  
 Organization Code (UACS) : 06 010 000000  
 Fund Cluster : 01 - Regular Agency Fund  
 (e.g. UACS Fund Cluster: 01-Regular Agency Fund, 02-Foreign Assisted Projects Fund, 03-Special Account-Locally Funded/Domestic Grants Fund, etc.)


| Particulars  | Current Year Budget |               |       |              |                      | Prior Year's Budget           |              |       |              |                            |                                 |              |       |      |                  |              | Trust Liabilities      |      |      |      |                        | Grand Total   |               |       |              |                           | Remarks |
|--|---------------------|---------------|-------|--------------|----------------------|-------------------------------|--------------|-------|--------------|----------------------------|---------------------------------|--------------|-------|------|------------------|--------------|------------------------|------|------|------|------------------------|---------------|---------------|-------|--------------|---------------------------|---------|
|  | PS                  | MOOE          | FinEx | CO           | TOTAL<br>6=(2+3+4+5) | Prior Year's Accounts Payable |              |       |              |                            | Current Year's Accounts Payable |              |       |      |                  |              | SUB-TOTAL<br>18=(9+17) | PS   | MOOE | CO   | TOTAL<br>22=(19+20+21) | PS            | MOOE          | FinEx | CO           | TOTAL<br>27=(23+24+25+26) |         |
|  |                     |               |       |              |                      | PS                            | MOOE         | FinEx | CO           | Sub-Total<br>11=(7+8+9+10) | PS                              | MOOE         | FinEx | CO   | Sub-Total<br>16= | 17=(11+16)   |                        |      |      |      |                        |               |               |       |              |                           |         |
| CASH DISBURSEMENTS   | 29,468,657.10       | 18,824,345.07 | 0.00  | 4,480,218.72 | 52,773,220.89        | (113,750.40)                  | 1,130,355.41 | 0.00  | 1,119,781.28 | 2,136,386.29               | 0.00                            | 1,623,145.82 | 0.00  | 0.00 | 1,623,145.82     | 3,759,532.11 | 56,532,753.00          | 0.00 | 0.00 | 0.00 | 0.00                   | 29,354,906.70 | 21,577,846.30 | 0.00  | 5,600,000.00 | 56,532,753.00             |         |
| Notice of Cash Allocation (NCA)  | 29,468,657.10       | 18,824,345.07 | 0.00  | 4,480,218.72 | 52,773,220.89        | (113,750.40)                  | 1,130,355.41 | 0.00  | 1,119,781.28 | 2,136,386.29               | 0.00                            | 1,623,145.82 | 0.00  | 0.00 | 1,623,145.82     | 3,759,532.11 | 56,532,753.00          | 0.00 | 0.00 | 0.00 | 0.00                   | 29,354,906.70 | 21,577,846.30 | 0.00  | 5,600,000.00 | 56,532,753.00             |         |
| MDS Checks Issued  | 7,605,372.97        | 5,661,988.59  | 0.00  | 0.00         | 13,267,361.56        | 0.00                          | 0.00         | 0.00  | 0.00         | 0.00                       | 0.00                            | 0.00         | 0.00  | 0.00 | 0.00             | 0.00         | 13,267,361.56          | 0.00 | 0.00 | 0.00 | 0.00                   | 7,605,372.97  | 5,661,988.59  | 0.00  | 0.00         | 13,267,361.56             |         |
| Advice to Debit Account  | 21,863,284.13       | 13,162,356.48 | 0.00  | 4,480,218.72 | 39,505,859.33        | (113,750.40)                  | 1,130,355.41 | 0.00  | 1,119,781.28 | 2,136,386.29               | 0.00                            | 1,623,145.82 | 0.00  | 0.00 | 1,623,145.82     | 3,759,532.11 | 43,265,391.44          | 0.00 | 0.00 | 0.00 | 0.00                   | 21,749,533.73 | 15,915,857.71 | 0.00  | 5,600,000.00 | 43,265,391.44             |         |
| Notice of Transfer Allocations (NTA)   | 0.00                | 0.00          | 0.00  | 0.00         | 0.00                 | 0.00                          | 0.00         | 0.00  | 0.00         | 0.00                       | 0.00                            | 0.00         | 0.00  | 0.00 | 0.00             | 0.00         | 0.00                   | 0.00 | 0.00 | 0.00 | 0.00                   | 0.00          | 0.00          | 0.00  | 0.00         | 0.00                      |         |
| MDS Checks Issued  | 0.00                | 0.00          | 0.00  | 0.00         | 0.00                 | 0.00                          | 0.00         | 0.00  | 0.00         | 0.00                       | 0.00                            | 0.00         | 0.00  | 0.00 | 0.00             | 0.00         | 0.00                   | 0.00 | 0.00 | 0.00 | 0.00                   | 0.00          | 0.00          | 0.00  | 0.00         | 0.00                      |         |
| Advice to Debit Account  | 0.00                | 0.00          | 0.00  | 0.00         | 0.00                 | 0.00                          | 0.00         | 0.00  | 0.00         | 0.00                       | 0.00                            | 0.00         | 0.00  | 0.00 | 0.00             | 0.00         | 0.00                   | 0.00 | 0.00 | 0.00 | 0.00                   | 0.00          | 0.00          | 0.00  | 0.00         | 0.00                      |         |
| Working Fund for FAPs  | 0.00                | 0.00          | 0.00  | 0.00         | 0.00                 | 0.00                          | 0.00         | 0.00  | 0.00         | 0.00                       | 0.00                            | 0.00         | 0.00  | 0.00 | 0.00             | 0.00         | 0.00                   | 0.00 | 0.00 | 0.00 | 0.00                   | 0.00          | 0.00          | 0.00  | 0.00         | 0.00                      |         |
| Cash Disbursement Ceiling (CDC)  | 0.00                | 0.00          | 0.00  | 0.00         | 0.00                 | 0.00                          | 0.00         | 0.00  | 0.00         | 0.00                       | 0.00                            | 0.00         | 0.00  | 0.00 | 0.00             | 0.00         | 0.00                   | 0.00 | 0.00 | 0.00 | 0.00                   | 0.00          | 0.00          | 0.00  | 0.00         | 0.00                      |         |
| TOTAL CASH DISBURSEMENTS   | 29,468,657.10       | 18,824,345.07 | 0.00  | 4,480,218.72 | 52,773,220.89        | (113,750.40)                  | 1,130,355.41 | 0.00  | 1,119,781.28 | 2,136,386.29               | 0.00                            | 1,623,145.82 | 0.00  | 0.00 | 1,623,145.82     | 3,759,532.11 | 56,532,753.00          | 0.00 | 0.00 | 0.00 | 0.00                   | 29,354,906.70 | 21,577,846.30 | 0.00  | 5,600,000.00 | 56,532,753.00             |         |
| NON-CASH DISBURSEMENTS   | 729,122.40          | 305,392.93    | 0.00  | 64,060.72    | 1,098,576.05         | 0.00                          | 317,444.08   | 0.00  | 0.00         | 317,444.08                 | 0.00                            | 64,604.64    | 0.00  | 0.00 | 64,604.64        | 382,048.72   | 1,480,624.77           | 0.00 | 0.00 | 0.00 | 0.00                   | 729,122.40    | 687,441.65    | 0.00  | 64,060.72    | 1,480,624.77              |         |
| Tax Remittance Advices Issued (TRA)  | 729,122.40          | 304,362.98    | 0.00  | 64,060.72    | 1,097,546.10         | 0.00                          | 236,121.33   | 0.00  | 0.00         | 236,121.33                 | 0.00                            | 64,604.64    | 0.00  | 0.00 | 64,604.64        | 300,725.97   | 1,398,272.07           | 0.00 | 0.00 | 0.00 | 0.00                   | 729,122.40    | 605,088.95    | 0.00  | 64,060.72    | 1,398,272.07              |         |
| Non-Cash Availment Authority (NCAA)  | 0.00                | 0.00          | 0.00  | 0.00         | 0.00                 | 0.00                          | 0.00         | 0.00  | 0.00         | 0.00                       | 0.00                            | 0.00         | 0.00  | 0.00 | 0.00             | 0.00         | 0.00                   | 0.00 | 0.00 | 0.00 | 0.00                   | 0.00          | 0.00          | 0.00  | 0.00         | 0.00                      |         |
| * Disbursements effected through outright deductions from claims (please specify...) | 0.00                | 1,029.95      | 0.00  | 0.00         | 1,029.95             | 0.00                          | 81,322.75    | 0.00  | 0.00         | 81,322.75                  | 0.00                            | 0.00         | 0.00  | 0.00 | 0.00             | 81,322.75    | 82,352.70              | 0.00 | 0.00 | 0.00 | 0.00                   | 0.00          | 82,352.70     | 0.00  | 0.00         | 82,352.70                 |         |
| Overpayment of expenses(e.g. personnel benefits)                                     | 0.00                | 0.00          | 0.00  | 0.00         | 0.00                 | 0.00                          | 0.00         | 0.00  | 0.00         | 0.00                       | 0.00                            | 0.00         | 0.00  | 0.00 | 0.00             | 0.00         | 0.00                   | 0.00 | 0.00 | 0.00 | 0.00                   | 0.00          | 0.00          | 0.00  | 0.00         | 0.00                      |         |
| Restitution for loss of government property  | 0.00                | 0.00          | 0.00  | 0.00         | 0.00                 | 0.00                          | 0.00         | 0.00  | 0.00         | 0.00                       | 0.00                            | 0.00         | 0.00  | 0.00 | 0.00             | 0.00         | 0.00                   | 0.00 | 0.00 | 0.00 | 0.00                   | 0.00          | 0.00          | 0.00  | 0.00         | 0.00                      |         |
| Liquidated damages and similar claims  | 0.00                | 1,029.95      | 0.00  | 0.00         | 1,029.95             | 0.00                          | 81,322.75    | 0.00  | 0.00         | 81,322.75                  | 0.00                            | 0.00         | 0.00  | 0.00 | 0.00             | 81,322.75    | 82,352.70              | 0.00 | 0.00 | 0.00 | 0.00                   | 0.00          | 82,352.70     | 0.00  | 0.00         | 82,352.70                 |         |
| * Others(TEF, BT, Documentary Stamp Tax, etc.)                                       | 0.00                | 0.00          | 0.00  | 0.00         | 0.00                 | 0.00                          | 0.00         | 0.00  | 0.00         | 0.00                       | 0.00                            | 0.00         | 0.00  | 0.00 | 0.00             | 0.00         | 0.00                   | 0.00 | 0.00 | 0.00 | 0.00                   | 0.00          | 0.00          | 0.00  | 0.00         | 0.00                      |         |
| TOTAL NON-CASH DISBURSEMENTS   | 729,122.40          | 305,392.93    | 0.00  | 64,060.72    | 1,098,576.05         | 0.00                          | 317,444.08   | 0.00  | 0.00         | 317,444.08                 | 0.00                            | 64,604.64    | 0.00  | 0.00 | 64,604.64        | 382,048.72   | 1,480,624.77           | 0.00 | 0.00 | 0.00 | 0.00                   | 729,122.40    | 687,441.65    | 0.00  | 64,060.72    | 1,480,624.77              |         |
| GRAND TOTAL  | 30,197,779.50       | 19,129,738.00 | 0.00  | 4,544,279.44 | 53,871,796.94        | (113,750.40)                  | 1,447,799.49 | 0.00  | 1,119,781.28 | 2,453,830.37               | 0.00                            | 1,687,750.46 | 0.00  | 0.00 | 1,687,750.46     | 4,141,580.83 | 58,013,377.77          | 0.00 | 0.00 | 0.00 | 0.00                   | 30,084,029.10 | 22,265,287.95 | 0.00  | 5,664,060.72 | 58,013,377.77             |         |

| Particulars  | Previous Report<br>(2) | This Month<br>(3) | As at Date<br>(4) |
|--|------------------------|-------------------|-------------------|
| Total Disbursement Authorities Received                        | 754,929,575.69         | 57,931,025.07     | 812,860,600.76    |
| NCA  | 740,584,886.00         | 56,532,753.00     | 797,117,639.00    |
| NTA  | 0.00                   | 0.00              | 0.00              |
| Working Fund   | 0.00                   | 0.00              | 0.00              |
| TRA  | 14,344,689.69          | 1,398,272.07      | 15,742,961.76     |
| CDC  | 0.00                   | 0.00              | 0.00              |
| NCAA   | 0.00                   | 0.00              | 0.00              |
| Less: Notice of Transfer of Allocations (NTA)* issued          | 0.00                   | 0.00              | 0.00              |
| Total Disbursement Authorities Available                       | 754,929,575.69         | 57,931,025.07     | 812,860,600.76    |
| Less:  | 0.00                   | 0.00              | 0.00              |
| Lapsed NCA   | 0.00                   | 0.00              | 0.00              |
| Disbursements  | 756,427,272.10         | 58,013,377.77     | 814,440,649.87    |
| Less: Other Non-Cash Disbursements                             | 1,497,696.41           | 82,352.70         | 1,580,049.11      |
| Disbursements effected through outright deductions from claims | 1,497,696.41           | 82,352.70         | 1,580,049.11      |
| Overpayment of expenses(e.g. personnel benefits)               | 0.00                   | 0.00              | 0.00              |
| Restitution for loss of government property                    | 0.00                   | 0.00              | 0.00              |
| Liquidated damages and similar claims                          | 1,497,696.41           | 82,352.70         | 1,580,049.11      |
| Others (e.g. TEF, BT, Docs Stamp, etc.)                        | 0.00                   | 0.00              | 0.00              |
| Add/Less: Adjustments (e.g. cancelled/dated checks)            | 0.00                   | 0.00              | 0.00              |
| Balance of Disbursement Authorities as at date                 | 0.00                   | 0.00              | 0.00              |
| Total Disbursements Program                                    | 881,105,000.00         | 39,946,000.00     | 921,051,000.00    |
| Less: *Actual Disbursements                                    | 756,427,272.10         | 58,013,377.77     | 814,440,649.87    |
| (Over)/Under spending  | 124,677,727.90         | (18,067,377.77)   | 106,610,350.13    |

Notes: \* The use of NTA is discouraged  
 Notes: \*\* Amounts should tally with the grand total disbursement (column 27).

Certified Correct:  
  
**CHERRY PEARL C. RIVERA**  
 Accountant III  
 Date: January 10, 2025 10:36 PM

Recommending:  
  
**AIMEE T. FULGENCIO**  
 Chief, AFMD  
 Date: January 10, 2025 10:38 PM

Approved By:  
  
**LIZA G. BATTAD**  
 Executive Director III  
 Date: January 10, 2025 10:39 PM