

MONTHLY REPORT OF DISBURSEMENTS
For the month of October 2024


Department : Department of Agriculture (DA)
 Agency/Entity : Philippine Carabao Center
 Operating Unit : < not applicable >
 Organization Code (UACS) : 06 010 0000000
 Fund Cluster : 01 - Regular Agency Fund
 (e.g. UACS Fund Cluster: 01-Regular Agency Fund, 02-Foreign Assisted Projects Fund, 03-Special Account-Locally Funded/Domestic Grants Fund, etc.)


Particulars	Current Year Budget					Prior Year's Budget										Trust Liabilities					Grand Total					Remarks				
	PS	MOOE	FinEx	CO	TOTAL	Prior Year's Accounts Payable					Current Year's Accounts Payable					SUB-TOTAL	PS	MOOE	CO	TOTAL	PS	MOOE	CO	TOTAL	PS		MOOE	FinEx	CO	TOTAL
						PS	MOOE	FinEx	CO	Sub-Total	PS	MOOE	FinEx	CO	Sub-Total															
CASH DISBURSEMENTS	11,577,701.92	22,142,563.93	0.00	21,536,250.00	55,256,515.85	0.00	706,050.35	0.00	37,500.00	743,550.35	0.00	195,969.78	0.00	1,464,964.02	1,660,933.80	2,404,484.15	57,661,000.00	0.00	0.00	0.00	0.00	11,577,701.92	23,044,584.06	0.00	23,038,714.02	57,661,000.00				
Notice of Cash Allocation (NCA)	11,577,701.92	22,142,563.93	0.00	21,536,250.00	55,256,515.85	0.00	706,050.35	0.00	37,500.00	743,550.35	0.00	195,969.78	0.00	1,464,964.02	1,660,933.80	2,404,484.15	57,661,000.00	0.00	0.00	0.00	0.00	11,577,701.92	23,044,584.06	0.00	23,038,714.02	57,661,000.00				
MDS Checks Issued	1,740,335.99	3,058,705.35	0.00	0.00	4,799,041.34	0.00	0.00	0.00	0.00	0.00	0.00	0.00	0.00	0.00	0.00	4,799,041.34	0.00	0.00	0.00	0.00	1,740,335.99	3,058,705.35	0.00	0.00	0.00	4,799,041.34				
Advice to Debit Account	9,837,365.93	19,083,858.58	0.00	21,536,250.00	50,457,474.51	0.00	706,050.35	0.00	37,500.00	743,550.35	0.00	195,969.78	0.00	1,464,964.02	1,660,933.80	2,404,484.15	52,861,958.66	0.00	0.00	0.00	0.00	9,837,365.93	19,985,878.71	0.00	23,038,714.02	52,861,958.66				
Notice of Transfer Allocations (NTA)	0.00	0.00	0.00	0.00	0.00	0.00	0.00	0.00	0.00	0.00	0.00	0.00	0.00	0.00	0.00	0.00	0.00	0.00	0.00	0.00	0.00	0.00	0.00	0.00	0.00	0.00	0.00			
MDS Checks Issued	0.00	0.00	0.00	0.00	0.00	0.00	0.00	0.00	0.00	0.00	0.00	0.00	0.00	0.00	0.00	0.00	0.00	0.00	0.00	0.00	0.00	0.00	0.00	0.00	0.00	0.00	0.00	0.00		
Advice to Debit Account	0.00	0.00	0.00	0.00	0.00	0.00	0.00	0.00	0.00	0.00	0.00	0.00	0.00	0.00	0.00	0.00	0.00	0.00	0.00	0.00	0.00	0.00	0.00	0.00	0.00	0.00	0.00	0.00		
Working Fund for FAPs	0.00	0.00	0.00	0.00	0.00	0.00	0.00	0.00	0.00	0.00	0.00	0.00	0.00	0.00	0.00	0.00	0.00	0.00	0.00	0.00	0.00	0.00	0.00	0.00	0.00	0.00	0.00	0.00		
Cash Disbursement Ceiling (CDC)	0.00	0.00	0.00	0.00	0.00	0.00	0.00	0.00	0.00	0.00	0.00	0.00	0.00	0.00	0.00	0.00	0.00	0.00	0.00	0.00	0.00	0.00	0.00	0.00	0.00	0.00	0.00	0.00		
TOTAL CASH DISBURSEMENTS	11,577,701.92	22,142,563.93	0.00	21,536,250.00	55,256,515.85	0.00	706,050.35	0.00	37,500.00	743,550.35	0.00	195,969.78	0.00	1,464,964.02	1,660,933.80	2,404,484.15	57,661,000.00	0.00	0.00	0.00	0.00	11,577,701.92	23,044,584.06	0.00	23,038,714.02	57,661,000.00				
NON-CASH DISBURSEMENTS	376,398.46	293,597.96	0.00	0.00	669,996.42	0.00	513,516.84	0.00	0.00	513,516.84	0.00	24,491.26	0.00	0.00	538,008.10	1,208,004.52	0.00	0.00	0.00	0.00	376,398.46	831,606.06	0.00	0.00	0.00	1,208,004.52				
Tax Remittance Advices Issued (TRA)	376,398.46	293,597.96	0.00	0.00	669,996.42	0.00	513,516.84	0.00	0.00	513,516.84	0.00	24,491.26	0.00	0.00	538,008.10	1,208,004.52	0.00	0.00	0.00	0.00	376,398.46	831,606.06	0.00	0.00	0.00	1,208,004.52				
Non-Cash Availment Authority (NCAA)	0.00	0.00	0.00	0.00	0.00	0.00	0.00	0.00	0.00	0.00	0.00	0.00	0.00	0.00	0.00	0.00	0.00	0.00	0.00	0.00	0.00	0.00	0.00	0.00	0.00	0.00	0.00			
Disbursements effected through outright deductions from claims (please specify...)	0.00	1,302.30	0.00	0.00	1,302.30	0.00	99,292.40	0.00	0.00	99,292.40	0.00	0.00	0.00	0.00	0.00	99,292.40	100,594.70	0.00	0.00	0.00	0.00	0.00	100,594.70	0.00	0.00	0.00	100,594.70			
Overpayment of expenses(e.g. personnel benefits)	0.00	0.00	0.00	0.00	0.00	0.00	0.00	0.00	0.00	0.00	0.00	0.00	0.00	0.00	0.00	0.00	0.00	0.00	0.00	0.00	0.00	0.00	0.00	0.00	0.00	0.00	0.00	0.00		
Restitution for loss of government property	0.00	0.00	0.00	0.00	0.00	0.00	0.00	0.00	0.00	0.00	0.00	0.00	0.00	0.00	0.00	0.00	0.00	0.00	0.00	0.00	0.00	0.00	0.00	0.00	0.00	0.00	0.00	0.00		
Liquidated damages and similar claims	0.00	1,302.30	0.00	0.00	1,302.30	0.00	99,292.40	0.00	0.00	99,292.40	0.00	0.00	0.00	0.00	0.00	99,292.40	100,594.70	0.00	0.00	0.00	0.00	0.00	100,594.70	0.00	0.00	0.00	100,594.70			
Others (TEF, BTR, Documentary Stamp Tax, etc.)	0.00	0.00	0.00	0.00	0.00	0.00	0.00	0.00	0.00	0.00	0.00	0.00	0.00	0.00	0.00	0.00	0.00	0.00	0.00	0.00	0.00	0.00	0.00	0.00	0.00	0.00	0.00	0.00		
TOTAL NON-CASH DISBURSEMENTS	376,398.46	293,597.96	0.00	0.00	669,996.42	0.00	513,516.84	0.00	0.00	513,516.84	0.00	24,491.26	0.00	0.00	538,008.10	1,208,004.52	0.00	0.00	0.00	0.00	376,398.46	831,606.06	0.00	0.00	0.00	1,208,004.52				
GRAND TOTAL	11,954,100.38	22,436,161.89	0.00	21,536,250.00	55,926,512.27	0.00	1,219,567.19	0.00	37,500.00	1,257,067.19	0.00	220,461.04	0.00	1,464,964.02	1,685,425.06	2,942,492.25	58,869,004.52	0.00	0.00	0.00	0.00	11,954,100.38	23,876,190.12	0.00	23,038,714.02	58,869,004.52				


SUMMARY

Particulars	Previous Report	This Month	As at Date
(1)	(2)	(3)	(4)
Total Disbursement Authorities Received	844,367,318.65	58,768,409.82	703,135,728.47
NCA	632,528,731.00	57,661,000.00	690,189,731.00
NTA	0.00	0.00	0.00
Working Fund	0.00	0.00	0.00
TRA	11,838,587.65	1,107,409.82	12,945,997.47
CDC	0.00	0.00	0.00
NCAA	0.00	0.00	0.00
Less: Notice of Transfer of Allocations (NTA) issued	0.00	0.00	0.00
Total Disbursement Authorities Available	644,367,318.65	58,768,409.82	703,135,728.47
Less:	0.00	0.00	0.00
Lapsed NCA	0.00	0.00	0.00
Disbursements	645,388,908.12	58,869,004.52	704,257,912.64
Less: Other Non-Cash Disbursements	1,021,589.47	100,594.70	1,122,184.17
Disbursements effected through outright deductions from claims	1,021,589.47	100,594.70	1,122,184.17
Overpayment of expenses(e.g. personnel benefits)	0.00	0.00	0.00
Restitution for loss of government property	0.00	0.00	0.00
Liquidated damages and similar claims	1,021,589.47	100,594.70	1,122,184.17
Others (e.g. TEF, BTR, Docs Stamp, etc.)	0.00	0.00	0.00
Add/Less: Adjustments (e.g. cancelled/staled checks)	0.00	0.00	0.00
Balance of Disbursement Authorities as at date	0.00	0.00	0.00
Total Disbursements Program	776,052,000.00	60,325,000.00	836,377,000.00
Less: *Actual Disbursements	845,388,908.12	58,869,004.52	704,257,912.64
(Over)/Under spending	130,663,091.88	1,455,995.48	132,119,087.36

Notes: * The use of NTA is discouraged
 Notes: ** Amounts should tally with the grand total disbursement (column 27).

Certified Correct:

CHERRY PEARL C. RIVERA
 Accountant III
 Date November 8, 2024 10:52 AM

Recommending

AIMEE T. FULGENCIO
 Chief, AFMD
 Date November 8, 2024 11:00 AM

Approved By:

LIZA G. BATTAL
 Executive Director III
 Date November 8, 2024 11:00 AM